

Measurement

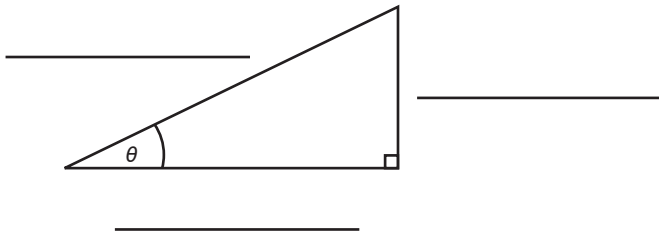
LESSON THREE - *Trigonometry I*

Lesson Notes

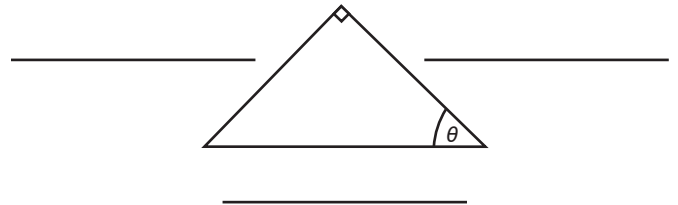
Introduction Trigonometry I

a) Label the sides of each triangle, relative to the given angle.

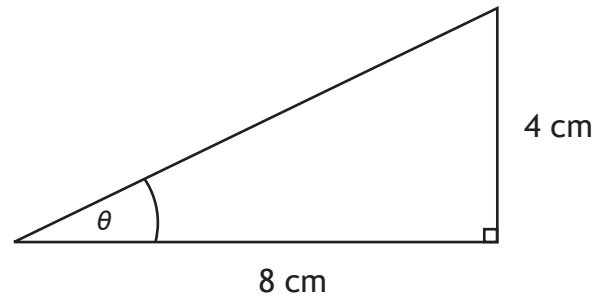
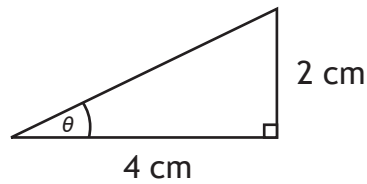
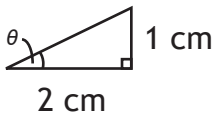
i)



ii)



b) Calculate the ratio of the opposite side to the adjacent side for each similar triangle.

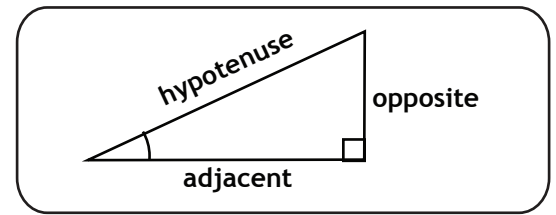


c) Define the tangent ratio.

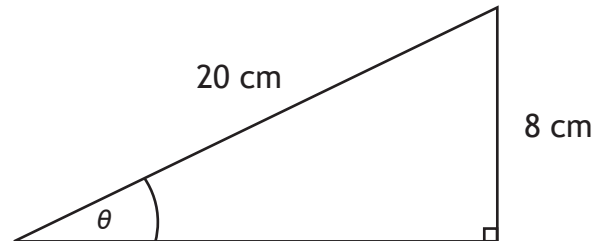
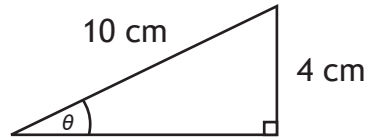
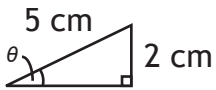
Measurement

LESSON THREE - *Trigonometry I*

Lesson Notes

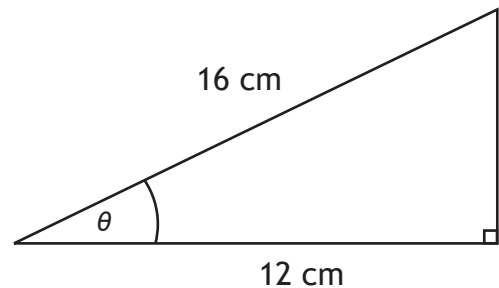
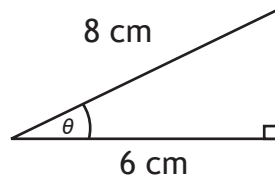
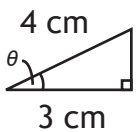


d) Calculate the ratio of the opposite side to the hypotenuse for each similar triangle.



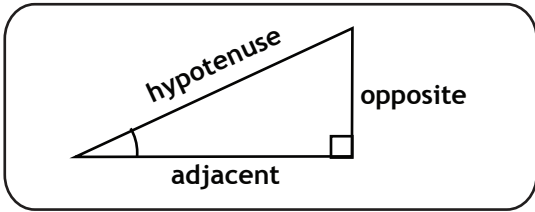
e) Define the sine ratio.

f) Calculate the ratio of the adjacent side to the hypotenuse for each similar triangle.



g) Define the cosine ratio.

h) What is a useful memorization tool to remember the trigonometric ratios?



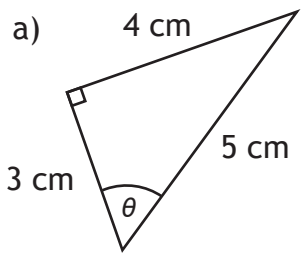
Measurement

LESSON THREE - Trigonometry I

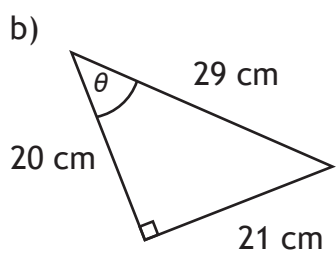
Lesson Notes

Example 1

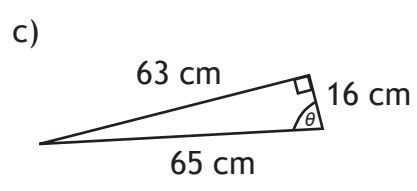
For each triangle, calculate each trigonometric ratio.



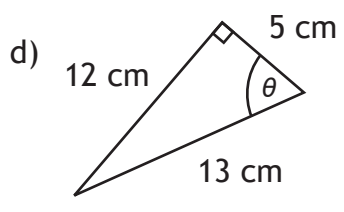
$\sin \theta$	$\cos \theta$	$\tan \theta$



$\sin \theta$	$\cos \theta$	$\tan \theta$



$\sin \theta$	$\cos \theta$	$\tan \theta$

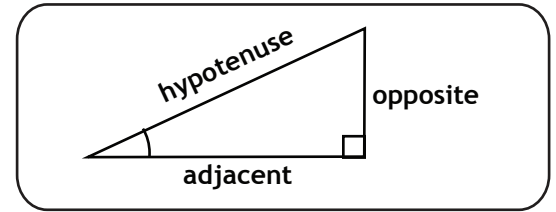


$\sin \theta$	$\cos \theta$	$\tan \theta$

Measurement

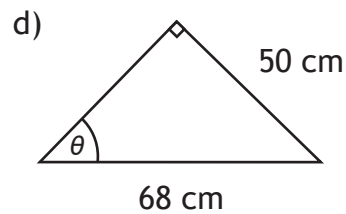
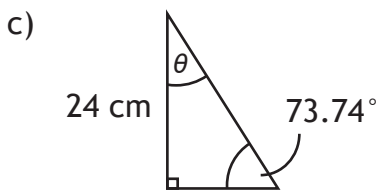
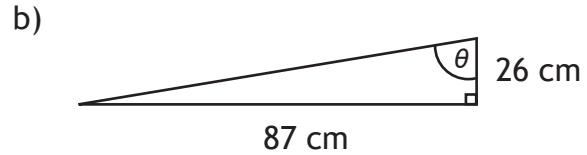
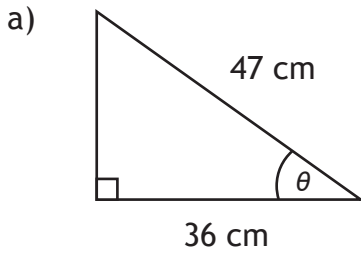
LESSON THREE - *Trigonometry I*

Lesson Notes



Example 2

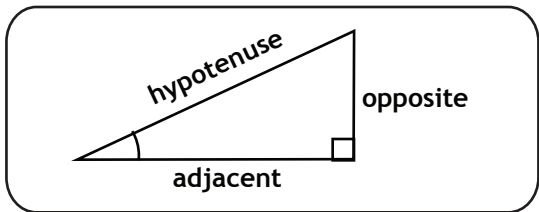
Calculate the angle θ in each triangle.



Measurement

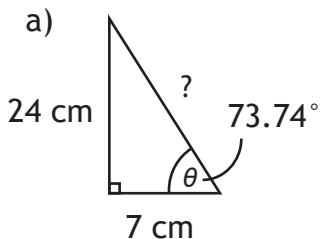
LESSON THREE - *Trigonometry I*

Lesson Notes

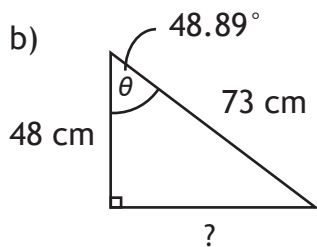


Example 3

Calculate the missing side of each triangle using two methods.



Pythagorean Theorem	Trigonometric Ratio

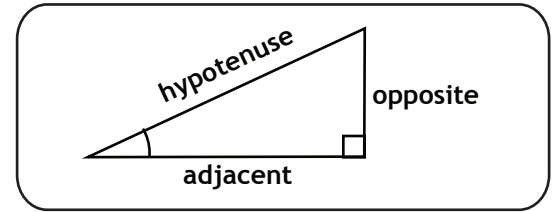


Pythagorean Theorem	Trigonometric Ratio

Measurement

LESSON THREE - *Trigonometry I*

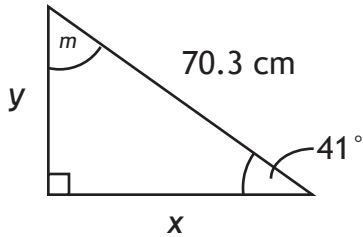
Lesson Notes



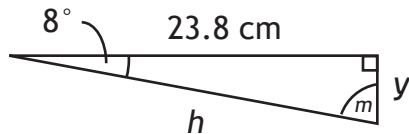
Example 4

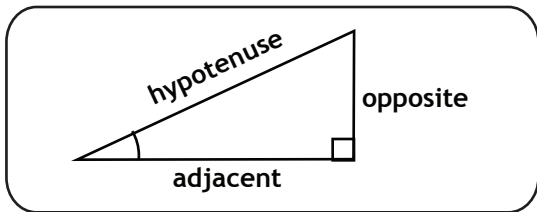
Solve each triangle.

a)



b)



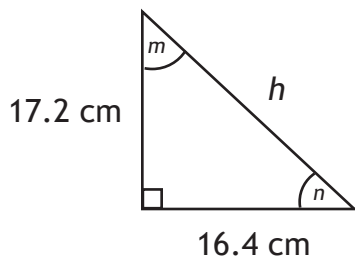


Measurement

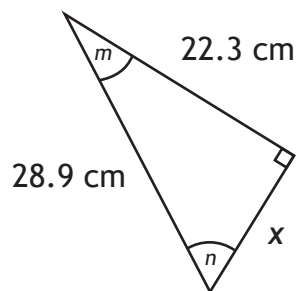
LESSON THREE - *Trigonometry I*

Lesson Notes

c)



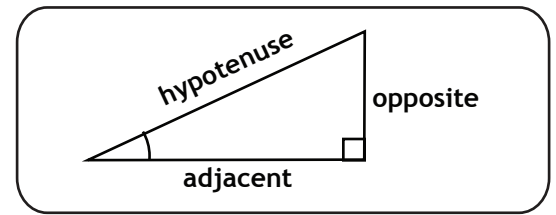
d)



Measurement

LESSON THREE - *Trigonometry I*

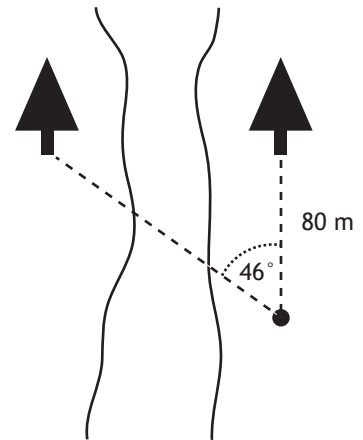
Lesson Notes



Example 5

Solve each of the following problems.

a) The sketch on the right was drawn by a surveyor who is trying to determine the distance between two trees across a river. Using the information in the sketch, calculate the distance between the trees.



b) A 16 ft. ladder is leaning against the roof of a house. The angle between the ladder and the ground is 62° . How high above the ground is the base of the roof?

