

Exercises

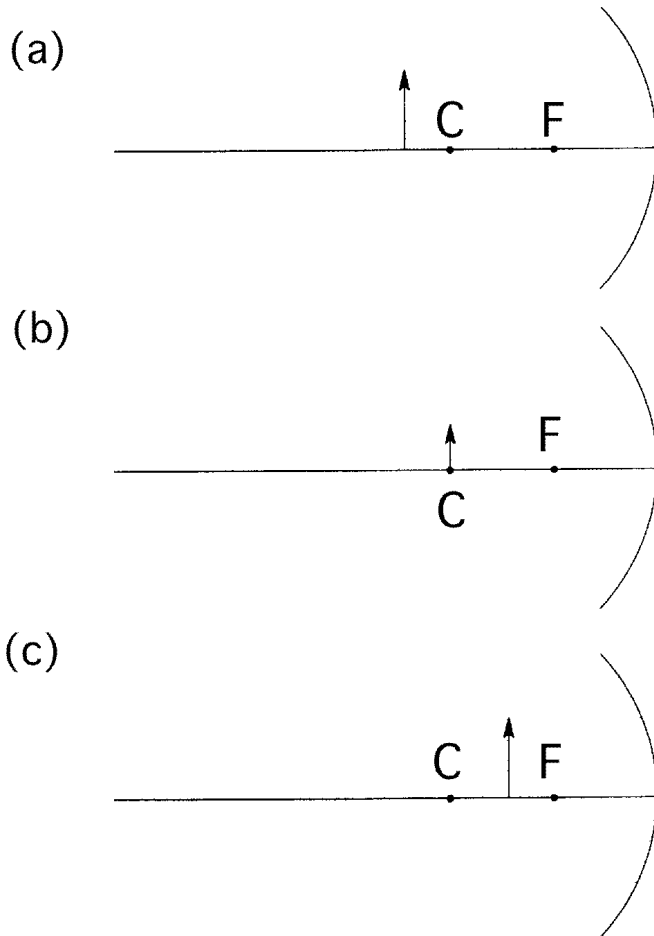


Figure 11.8

1. Copy and complete these ray diagrams to show where the image of the object will form, and what its relative size will be. Use **Figure 11.7** as a guide.

2. Describe the nature of the image in each of the situations in **Exercise 1**.

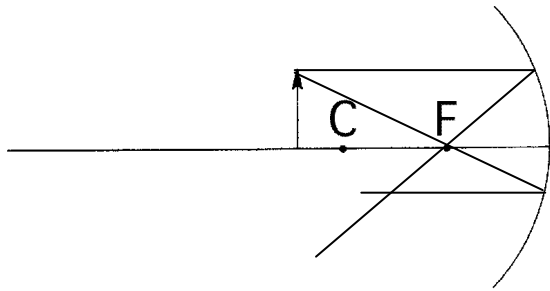
Is it real or virtual?

Is it enlarged or diminished in size?

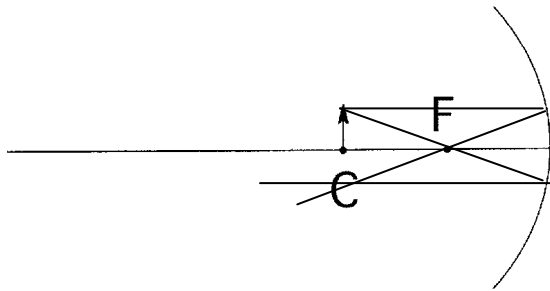
Is it erect or inverted?

ANS.

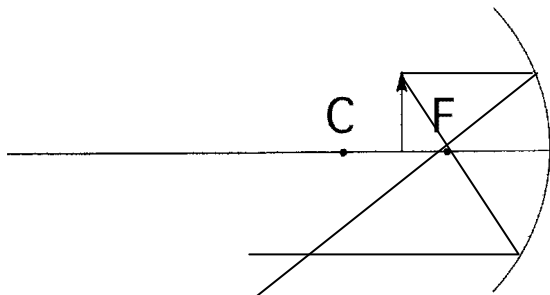
(a)



(b)



(c)



- 2(a) real, diminished, inverted
- (b) real, same size, inverted
- (c) real, enlarged, inverted